

GuardBonds™ 2027 Investment Grade Bond Fund

GCG5106

Series A

January 31, 2026

Guardian Capital LP (Guardian Capital or "The Manager") both manages assets and offers access to a diversified suite of investment options, including ETFs and mutual funds. We build relationships and create results-oriented solutions for clients, which includes pension plans, insurers, foundations, endowments and family offices around the world. Guardian Capital LP is wholly owned by Guardian Capital Group Limited, which was founded in 1962 and is publicly listed on the Toronto Stock Exchange.

INVESTMENT MANAGERS



Aubrey Basdeo
MBA
Head of Canadian Fixed Income
Guardian Capital LP



Domenic Gallelli
CFA
Portfolio Manager
Guardian Capital LP



Derrick Knie
M.Fin, CFA
Portfolio Manager
Guardian Capital LP

Fund Objective

The primary objective of the Fund is to provide income over a pre-determined time horizon by investing in a portfolio consisting primarily of Canadian-dollar denominated investment grade bonds with an effective maturity in 2027. The Fund's termination date is anticipated to be on or about November 30, 2027 (the "2027 Termination Date").

KEY REASONS TO INVEST

1. Can Be Held to Maturity – Just like a Bond

All underlying bonds, as well as the Fund itself, mature in 2027. A defined maturity date helps to alleviate short-term volatility concerns, as the high probability of short-term investment grade bonds maturing at par means investors are less likely to experience capital losses.

2. Greater Certainty of Income

Each GuardBonds™ Fund seeks to hold its bonds until maturity, which provides investors a greater amount of clarity on the level of income that will be generated relative to traditional bond funds that don't have defined maturity dates or that sell their bond holdings before they mature.

3. Actively Managed and Tax-Efficient

Overseen by Guardian Capital LP's experienced Fixed Income team, seeking to maximize total return potential and mitigate risk by being selective rather than tracking an index. Tax-efficiency is improved through this selection process by prioritizing bond issuances trading at a discount.

Fund Information

GuardBonds™ 2027 Investment Grade Bond Fund

Series A	Currency: CAD	NAV per Unit: \$21.19
Fund Code: GCG5106	Risk Rating ¹ : Low	Total Fund AUM: \$33,088,250.00
Asset Class: Canadian Short Term Fixed Income	Inception Date ² : 01/09/2024	Benchmark: FTSE Canada Short Term Overall Bond Index
Management Fee ³ : 0.70%	Distribution Frequency: Monthly	
MER ⁴ : 0.84%		

PORTFOLIO CHARACTERISTICS⁵

	Fund
Standard Deviation	0.53
Sharpe Ratio	0.39
Weighted Average Coupon	1.85
Yield to Maturity	2.66
Duration	1.39
Average Credit Quality	A

Trailing 1-year as of January 31, 2026.

MORNINGSTAR RATINGS⁸

Morningstar ESG Risk Rating for Funds



Category	Canada Fixed Income
# of Funds in Category	543

Source: Morningstar® Essentials™ based on long positions only as at December 31, 2025. The Morningstar ESG Risk Rating for Funds is based on the Portfolio Corporate and Sovereign Sustainability Scores. Please read the Definitions of the Morningstar Ratings, Scores and their methodologies below, which includes information about when a rating may not be received. The proportional relative contribution to the overall Morningstar ESG Risk Rating for Funds from the Fund's Corporate and Sovereign positions is 100.00 and 0.00, respectively. These scores are based on the percent of Eligible Portfolio Covered, which is 100.00 of Corporate positions and is - of Sovereign positions.

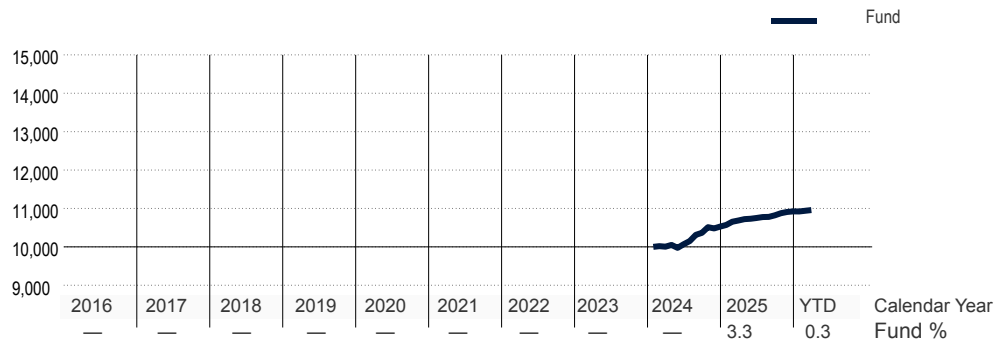
TOP 10 HOLDINGS

Ontario (Province Of)	1.05%	08-09-2027	20.0%
Ontario Teachers Finance Trust	1.1%	19-10-2027	9.5%
Saputo Inc.	2.242%	16-06-2027	9.5%
Bell Canada	1.65%	16-08-2027	9.5%
OMERS Finance Trust	1.55%	21-04-2027	9.4%
Granite REIT Holdings Limited Partnership	3.062%	04-06-2027	8.0%
Bank of Nova Scotia	1.4%	01-11-2027	8.0%
Choice Properties Real Estate Investment Trust	2.8	21-05-2027	7.4%
Royal Bank of Canada	2.328%	28-01-2027	6.2%
Canadian Imperial Bank of Commerce	2.25%	(ST)	6.0%

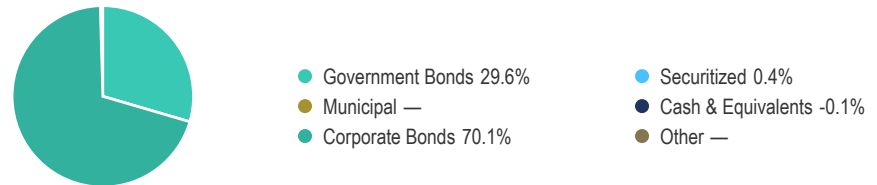
FUND PERFORMANCE %⁶

	1 Mth	3 Mth	6 Mth	YTD	1 Yr	3 Yr	5 Yr	10 Yr	SI
Fund	0.3	0.5	1.6	0.3	2.8	—	—	—	4.5


GROWTH OF \$10,000^{6, 7}



FIXED INCOME SECTORS



GEOGRAPHIC ALLOCATION



Source: Morningstar® Essentials™ as at January 31, 2026.

FOR MORE INFORMATION: guardiancapital.com/investmentsolutions | 1.866.383.6546 | insights@guardiancapital.com

Note: This page is not complete without disclaimers on the last page.

1. The Risk Classification of a fund has been determined in accordance with a standardized risk classification methodology in National Instrument 81-102, that is based on the fund's historical volatility as measured by the 10-year standard deviation of the fund's returns. Where a fund has offered securities to the public for less than 10 years, the standardized methodology requires that the standard deviation of a reference mutual fund or index that reasonably approximates the fund's standard deviation be used to determine the fund's risk rating. Please note that historical performance may not be indicative of future returns and a fund's historical volatility may not be indicative of future volatility.
2. The Inception Date is the start date of investment performance and may not coincide with the date the fund or series was first offered for sale under a prospectus or its legal date of creation.
3. The Management Fee is the fee paid to the Fund's Manager for managing the investment portfolio and for the day-to-day operations of the Fund.
4. The Management Expense Ratio ("MER") represents the trailing 12-month management expense ratio, which reflects the cost of running the Fund, inclusive of applicable taxes including HST, GST and QST (excluding certain portfolio transaction costs) as a percentage of daily average net asset value the period, including the Fund's proportionate share of any underlying fund(s) expenses, if applicable. The MER reported herein is from the Fund's most recent Management Report of Fund Performance ("MRFP"), as updated semi-annually, and which can be found on our website <https://www.guardiancapital.com/investmentsolutions/documents/>
5. For more information on the financial terms used in this section, please refer to the Glossary of Terms on our website at: <https://www.guardiancapital.com/glossary-of-terms/>.
6. The indicated rates of return in the charts above are used only to illustrate the effects of the compound growth rate and are not intended to reflect the future value of the fund or returns on investment in the fund.
7. The Growth of \$10,000 chart shows the final value of a hypothetical \$10,000 investment in securities of this series of the fund as at the end of the investment period indicated and is not intended to reflect future values or returns on investment in such securities.

8. To review the historical 12-month history of the Fund's ratings, rankings and scores, based on the Morningstar ESG Risk Rating for Funds Methodology and Morningstar Low Carbon Designation Methodology, please visit <https://www.guardiancapital.com/investmentsolutions/esg-historical-data/>

*Please note that the Morningstar ESG Risk Rating and the Morningstar Low Carbon Designation, and any other rankings and scores, are updated monthly, typically 45 days after each month-end. The Fund's ESG data presented may not be as recent as the Fund's performance or holdings data. A Fund will not be assigned a fund-level ESG rating, ranking or score by Morningstar if it is new or does not have a sufficient enough portion of its assets under management qualified for rating according to Morningstar's ESG Risk Rating for Fund Methodology and/or the Morningstar Low Carbon Designation Methodology, as applicable (see below for each methodology). Excluded from qualified holdings are short positions, cash and currency, derivatives and synthetic holdings; similarly, municipal bonds, commodities, real estate, and alternative investment types are not considered corporate or sovereign and are not currently eligible to contribute toward the overall rating. The Morningstar ESG Risk Rating a Fund receives is determined relative to other funds in the same Morningstar Global Category, and a Fund could have similar ESG risk to another fund yet still receive a different rating if those funds are in different Global Categories. The Morningstar Global Category assignments help investors search for investments domiciled across the globe which have similar attributes, as described in Morningstar's Global Category Classifications at <https://www.morningstar.com/content/dam/marketing/shared/research/methodology/860250-GlobalCategoryClassifications.pdf>

Morningstar ESG Risk Ratings and scores are portfolio-based, not performance-based. They do not reflect a Fund's performance on either an absolute or risk-adjusted basis, nor are they a qualitative Morningstar evaluation of a Fund's merits and should not be the sole basis for an investment decision.

The Fund's Morningstar ESG Risk and Carbon ratings, rankings and scores evaluate the ESG aspects of the Fund's portfolio holdings and do not evaluate the efficacy of the Fund's ESG investment strategies and are not indicative of how well ESG considerations are integrated by the Fund. The full rating methodology employed by Morningstar can be found on their website on the following links: https://www.morningstar.com/content/dam/marketing/shared/research/methodology/744156_Morningstar_Sustainability_Rating_for_Funds_Methodology.pdf or <https://www.morningstar.com/research/signature>. A copy of the Morningstar ESG Risk Rating Methodology or Morningstar Low Carbon Designation Methodology documents may also be obtained, free of charge, by contacting us at 1 (866) 383-6546 or insights@guardiancapital.com. Other providers may also prepare ESG ratings and rankings of mutual funds and ETFs based on their own methodologies, which may differ from the methodology employed by Morningstar.

The Morningstar® ESG Risk Rating™ is a ranking of a fund's ESG risks relative to that fund's Morningstar Global Category peers and is updated monthly. It provides a measure of how well the issuing companies of the securities within a fund's portfolio are managing their financially material ESG risks. The Morningstar ESG Risk Rating is depicted by globe icons where 5 globes equals High ranking (lower ESG risk) and 1 globe equals Low ranking (higher ESG risk) compared to category peers. A higher Sustainability Rating represents lower ESG risk relative to a fund's peer group. The Morningstar ESG Risk Rating is calculated from the combined proportional Portfolio Corporate ESG Risk Rating and Portfolio Sovereign ESG Risk Rating, for the trailing 12 months on long-only positions. A Morningstar ESG Risk Rating is assigned to any fund that has either or both a Corporate and Sovereign Portfolio ESG Risk Score™, and which requires i) that at least 67% of the fund's underlying assets are Qualified Holdings that are eligible to be rated and ii) is within a Morningstar Global Category with at least 30 scored funds; therefore, the rating is not limited to funds with explicit sustainable or responsible investment mandates. Excluded from Qualified Holdings are short positions, cash and currency, derivatives and synthetic holdings; similarly, municipal bonds, commodities, real estate, and alternative investment types are not considered corporate or sovereign and are not currently eligible to contribute toward the overall rating.

Morningstar® Portfolio ESG Risk Scores: The Morningstar ESG Risk Rating framework, which was historically based on a single sustainability score, is now a modular approach, based on multiple sustainability sleeve scores to provide a more comprehensive assessment of ESG risk through multiple lenses. Morningstar determines whether a fund's eligible portfolio holdings can be classified under a Corporate or Sovereign framework, and each holding can only contribute to one, not both. In some cases, only one of the corporate and sovereign scores is calculated because the fund's portfolio does not have sufficient sovereign or corporate exposure within its holdings.

The Morningstar® Portfolio Corporate ESG Risk Score™ is an asset-weighted average of Sustainalytics' ESG Risk Ratings* for corporate issuers in a fund's portfolio, based on 12-month historical holdings, updated monthly. The Sustainalytics' ESG Risk Rating measures the degree to which a company's economic value may be at risk driven by ESG factors. To receive a Portfolio Corporate Sustainability Score, at least 67% of a fund's corporate issuer holdings (long positions only) must have an ESG Risk Rating. The Portfolio Corporate ESG Risk Score ranges between 0 to 100, with a higher score indicating that a fund has, on average, more of its assets invested in companies with high ESG risk. A fund with a lower score indicates lower ESG risk.

The Morningstar® Portfolio Sovereign ESG Risk Score™ is an asset-weighted average of Sustainalytics' Country Risk Ratings* for sovereign issuers in a fund's portfolio, based on 12-month historical holdings, updated monthly. The Sustainalytics' Country Risk Rating measures the risk to a country's long-term prosperity and economic development by assessing its wealth and its ability to managing its wealth sustainably. To receive a Portfolio Sovereign ESG Risk Score, at least 67% of a fund's sovereign issuer holdings (long only) must have a Country Risk Rating. The Portfolio Sovereign ESG Risk Score ranges between 0 to 100, with a higher score indicating that a fund has, on average, more of its assets invested in sovereign issuers with high ESG risk. A fund with a lower score indicates lower ESG risk.

*The rating methodology employed by Sustainalytics can be found on their website or please visit https://connect.sustainalytics.com/hubfs/INV/Methodology/Sustainalytics_ESG%20Ratings_Methodology%20Abstract.pdf or <https://connect.sustainalytics.com/hubfs/INV%20-%20Reports%20and%20Brochure/Product%20Brochures/Country%20Risk%20Rating.pdf> or [https://connect.sustainalytics.com/hubfs/INV/Climate%20Solutions/Carbon%20Ratings%20and%20Research/Carbon%20Ratings%20and%20Research%20\(Climatesolutions\)%20Brochure.pdf](https://connect.sustainalytics.com/hubfs/INV/Climate%20Solutions/Carbon%20Ratings%20and%20Research/Carbon%20Ratings%20and%20Research%20(Climatesolutions)%20Brochure.pdf)

© 2025 Morningstar®. All Rights Reserved. The information contained herein: (1) is proprietary to Morningstar and/or its content providers; (2) may not be copied or distributed; and (3) is not warranted to be accurate, complete or timely. Neither Morningstar nor its content providers are responsible for any damages or losses arising from any use of this information. Past performance is no guarantee of future results. Please refer to <http://corporate1.morningstar.com/SustainableInvesting/> for more detailed information about the various Morningstar ESG Risk Ratings and their calculation. Sustainalytics is an ESG and corporate governance research, ratings, and analysis company affiliated with Morningstar, Inc.

Guardian Capital LP is a signatory of the United Nations-supported Principles of Responsible Investment (UN PRI). The UN PRI does not prescribe the exclusion of any particular type of company or industry; rather it requires that, as the Manager, we are informed on the ESG issues, and that we are comfortable with the activities and practices of the companies that we invest in. Guardian Capital's approach to responsible investing is consistent with the framework provided by the UN PRI. Our Responsible Investing policies are publicly available on our website at: <https://www.guardiancapital.com/investmentsolutions/responsible-investing/>

Responsible investing is an approach to investing that incorporates ESG considerations into investment decisions. This approach may incorporate considerations beyond traditional financial information into the investment selection process, which could result in investment performance deviating from other products with comparable objectives or from broad market benchmarks.

Guardian's Sustainable Funds have ESG-related investment objectives, while other Guardian Mutual Funds and ETFs do not. Guardian Funds integrate ESG considerations into the investment analysis of securities within their respective portfolios, but which may only have a limited role in the portfolio management team's assessment and investment decision-making process, as applicable to the different portfolio strategies and securities. The consideration of ESG factors is only one of a number of elements and strategies in the portfolio construction process and may or may not have a material influence on portfolio composition and performance at any given time. Certain prospectused ETFs and mutual funds managed by Guardian Capital LP may invest in securities such as derivatives, cash, money market instruments, asset-backed securities and commercial paper, and other similar instruments where ESG integration may not be applicable due to the nature of such instruments. The opportunity for stewardship and active engagement is more limited for funds holding the types of securities listed above as there are typically no voting rights attached. In a fund-of-funds structure, the bottom fund holding the portfolio securities will be the fund engaged in stewardship and/or active engagement. In the case of third-party funds used in fund-of-fund structures, there may be no direct engagement by Guardian Capital LP with the issuers held in those funds. A Fund's ESG characteristics and performance may change from time to time. Please review the Fund's prospectus for details on how the Fund's investment strategy incorporates responsible investing considerations and the associated risks, and consult your financial professional prior to investing

FOR MORE INFORMATION: [guardiancapital.com/investmentsolutions](https://www.guardiancapital.com/investmentsolutions) | 1.866.383.6546 | insights@guardiancapital.com

Please read the prospectus before investing. Important information about the Guardian Capital mutual funds is contained in its prospectus. Commissions, trailing commissions, management fees and expenses all may be associated with investments in mutual funds. The indicated rate(s) of return is/are the historical annual compounded total return(s) including changes in unit value and reinvestment of all distributions and does/do not take into account sales, redemption, distribution or optional charges or income taxes payable by any securityholder that would have reduced returns. Performance is calculated net of fees. Mutual funds are not guaranteed, their values change frequently and past performance may not be repeated.

This document is intended as a general source of information. It is not intended to provide specific individual advice including, without limitation, investment, financial, legal, accounting or tax, and should not be relied upon in that regard. Individuals should seek the advice of professionals, as appropriate, regarding any particular investment. Every effort has been made to ensure that the information contained in this document is accurate at the time of publication, but is subject to change at any time, without notice, and Guardian Capital LP is under no obligation to update the information contained herein. Certain information contained in this document has been obtained from external parties which we believe to be reliable, however we cannot guarantee its accuracy.

Guardian Capital LP is the Manager of the Guardian Capital mutual funds and is a wholly-owned subsidiary of Guardian Capital Group Limited, a publicly traded firm, the shares of which are listed on the Toronto Stock Exchange. For further information on Guardian Capital LP and its affiliates, please visit <https://www.guardiancapital.com/>. All trademarks, registered and unregistered, are owned by Guardian Capital Group Limited and are used under licence.

Published February 11, 2026.