



Guardian i³ US Quality Growth Fund (formerly, Guardian i³ US Quality Growth ETF) – Unhedged ETF Units (GIQU.B)

May 21, 2025

This document contains key information you should know about Unhedged ETF Units of Guardian i³ US Quality Growth Fund (the "Fund"). You can find more details about Unhedged ETF Units of this Fund in its prospectus. Ask your representative for a copy, contact Guardian Capital LP at 1 (866) 383-6546 or insights@guardiancapital.com or visit www.guardiancapital.com/investmentsolutions.

Before you invest in any fund, consider how the fund would work with your other investments and your tolerance for risk.

QUICK FACTS

Date series started:	August 11, 2020	Fund manager:	Guardian Capital LP
Total value on March 31, 2025:	\$18,518,960	Portfolio manager:	Guardian Capital LP
Management expense ratio (MER):	0.71%	Distributions:	Income – Quarterly (March, June, September and December) Capital gains – Annually (December)

TRADING INFORMATION (12 MONTHS ENDING MARCH 31, 2025)

Ticker symbol:	GIQU.B	Average daily volume:	3104 units
Exchange:	Toronto Stock Exchange (TSX)	Number of days traded:	186 out of 252 trading days
Currency:	CAD		

PRICING INFORMATION (12 MONTHS ENDING MARCH 31, 2025)

Market price:	\$26.81 - \$37.52	Average bid-ask spread:	0.14%
Net asset value:	\$26.77 - \$37.54		

WHAT DOES THE ETF INVEST IN?

The primary objective of the Fund is the achievement of long-term capital appreciation by investing in a portfolio of equity or equity-related securities of issuers based in the U.S. with business operations potentially located throughout the world.

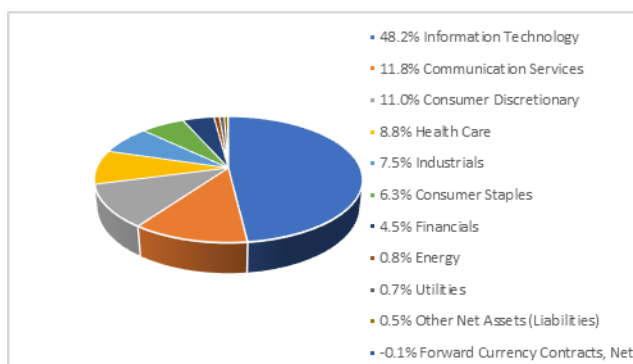
The charts below give a snapshot of the Fund's investments on March 31, 2025. The Fund's investments will change.

Top 10 investments (as at March 31, 2025)

	% of Fund's Net Asset Value
1. NVIDIA Corporation	8.0%
2. Amazon.com Inc.	7.8%
3. Microsoft Corporation	6.8%
4. Alphabet Inc., Class 'C'	6.6%
5. Broadcom Inc.	6.6%
6. Costco Wholesale Corporation	6.3%
7. Apple Inc.	5.6%
8. Intuitive Surgical Inc.	4.9%
9. Meta Platforms Inc., Class 'A'	4.1%
10. Cadence Design Systems Inc.	4.0%

Total percentage of top 10 investments: 60.7%
Total number of investments: 33

Investment mix (as at March 31, 2025)



HOW RISKY IS IT?

The value of the Fund can go down as well as up. You could lose money.


One way to gauge risk is to look at how much a fund's returns change over time. This is called "volatility".

In general, funds with higher volatility will have returns that change more over time. They typically have a greater chance of losing money and may have a greater chance of higher returns. Funds with lower volatility tend to have returns that change less over time. They typically have lower returns and may have a lower chance of losing money.

RISK RATING

Guardian Capital LP has rated the volatility of this Fund as **medium**.

The rating is based on how much the Fund's returns have changed from year to year. It doesn't tell you how volatile the Fund will be in the future. The rating can change over time. A fund with a low risk rating can still lose money.



For more information about the risk rating and specific risks that can affect the Fund's returns, see the "What are the risks of investing in the Fund?" section of the Fund's prospectus.

NO GUARANTEES

Funds do not have any guarantees. You may not get back the amount of money you invest.

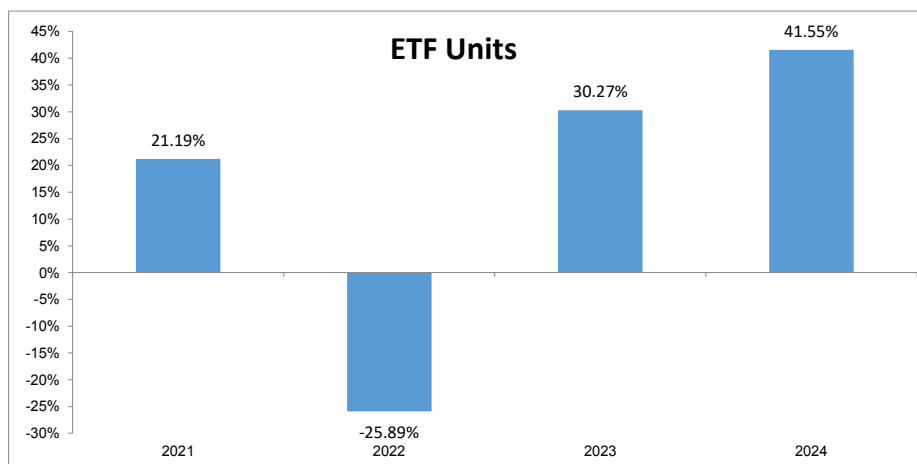
HOW HAS THE ETF PERFORMED?

This section tells you how the Unhedged ETF Units of the Fund have performed over the past four calendar years. Returns[†] are after Fund expenses have been deducted. These expenses reduce the returns of this series of the Fund.

[†] Returns are calculated using the Fund's net asset value.

Year-by-year returns

This chart shows you how the Unhedged ETF Units of the Fund have performed in the past four calendar years. The Unhedged ETF Units of the Fund dropped in value in one of the past four calendar years. The range of returns and change from year to year can help you assess how risky this series of the Fund has been in the past. It does not tell you how the Fund will perform in the future.



Best and worst 3-month returns

This table shows the best and worst returns for the Unhedged ETF Units of the Fund in a 3-month period over the past four calendar years. The best and worst 3-month returns could be higher or lower in the future. Consider how much of a loss you could afford to take in a short period of time.

	Return	3-months ending	If you invested \$1,000 at the beginning of the period
Best return	17.97%	August 31, 2021	Your investment would rise to \$1,179.71
Worst return	-16.68%	June 30, 2022	Your investment would drop to \$833.22

Average return

A person who invested \$1,000 in the Unhedged ETF Units of the Fund since inception would have had \$1,576.55 as of March 31, 2025. This works out to an annual compound return of 10.31%.

TRADING ETFS

Funds with exchange-traded series hold a basket of investments, like mutual funds, but trade on exchanges like stocks. Here are a few things to keep in mind when trading exchange-traded series.

Pricing

Exchange-traded series have two sets of prices: market price and net asset value (NAV).

Market price

- Exchange-traded series are bought and sold on exchanges at the market price. The market price can change throughout the trading day. Factors like supply, demand, and changes in the value of a fund's investments can affect the market price.
- You can get price quotes any time during the trading day. Quotes have two parts: bid and ask.
- The bid is the highest price a buyer is willing to pay if you want to sell your exchange-traded units. The ask is the lowest price a seller is willing to accept if you want to buy exchange-traded units. The difference between the two is called the "bid-ask spread".
- In general, a smaller bid-ask spread means the exchange-traded series is more liquid. That means you are more likely to get the price you expect.

Net Asset Value

- Like mutual funds, funds with exchange-traded series have a NAV. It is calculated after the close of each trading day and reflects the value of a fund's investments at that point in time.
- NAV is used to calculate financial information for reporting purposes – like the returns shown in this document.

Orders

There are two main options for placing trades: market orders and limit orders. A market order lets you buy or sell units at the current market price. A limit order lets you set the price at which you are willing to buy or sell units.

Timing

In general, market prices of exchange-traded series can be more volatile around the start and end of the trading day. Consider using a limit order or placing a trade at another time during the day.

WHO IS THIS ETF FOR?

This Fund may be suitable for you if:

- You seek the capital appreciation potential of equity or equity-related securities of issuers with principal business operations located in the United States.
- You are comfortable with medium investment risk.
- You are investing for the medium to long term.

A WORD ABOUT TAX

In general, you'll have to pay tax on any money you make on a fund including your share of the fund's earnings and on taxable capital gains from redeeming your investment. How much tax you pay depends on your tax rate, whether or not you hold the fund in a registered plan and the type of earnings of the fund (e.g. interest, dividends, capital gains, etc.). In general, you do not pay tax on your investments held in a Registered Retirement Savings Plan, Tax-Free Savings Account or other registered plan.

If you hold your investment outside of a registered plan, you will receive a tax slip showing your share of the fund's earnings. You must include the amounts shown in your taxable income whether you get them in cash or have them reinvested. You must calculate your taxable capital gains from redemption.

HOW MUCH DOES IT COST?

This section shows the fees and expenses you could pay to buy, own and sell Unhedged ETF Units of the Fund.

Fees and expenses – including any trailing commissions – can vary among the series of a fund and among Funds. Higher commissions can influence representatives to recommend one investment over another. Ask about other funds and investments that may be suitable for you at a lower cost.

1. Brokerage commissions

You may have to pay a commission every time you buy and sell Unhedged ETF Units of the Fund. Commissions may vary by brokerage firm. Some brokerage firms may offer commission-free funds or require a minimum purchase amount.

2. ETF expenses

You don't pay these expenses directly. They affect you because they reduce the returns of this series of the Fund.

As at December 31, 2024, the expenses of the Unhedged ETF Units of the Fund were 0.71% of its value. This equals \$7.10 for every \$1,000 invested.

	Annual rate (as a % of the series' value)
Management expense ratio (MER) This is the total of the series management fee and operating expenses. Guardian Capital LP absorbed some of the Fund's expenses. If it had not done so, the MER would have been higher.	0.71%
Trading expense ratio (TER) These are the series' trading costs.	0.00%
Fund expenses	0.71%

Trailing commission

The trailing commission is an ongoing commission. It is paid for as long as you own the Unhedged ETF Units of the Fund. It is for the services and advice that your representative and their firm provide to you.

The Unhedged ETF Units of the Fund do not have a trailing commission.

WHAT IF I CHANGE MY MIND?

Under securities laws in some provinces and territories, you have the right to cancel your purchase within 48 hours after you receive confirmation of the purchase.

In some provinces and territories, you also have the right to cancel a purchase or, in some jurisdictions, claim damages, if the prospectus, ETF Facts or financial statements contain a misrepresentation. You must act within the time limit set by the securities law in your province or territory.

For more information, see the securities law of your province or territory or ask a lawyer.

FOR MORE INFORMATION

Contact Guardian Capital LP or your representative for a copy of the Fund's prospectus and other disclosure documents. These documents and the ETF Facts make up the Fund's legal documents.

Guardian Capital LP
 Commerce Court West,
 Suite 2700 P.O. Box 201,
 Toronto, Ontario M5L 1E8
 Website: www.guardiancapital.com/investmentsolutions
 Email: insights@guardiancapital.com
 Toll Free: 1 (866) 383-6546

All trademarks, registered and unregistered, are owned by Guardian Capital Group Limited and are used under licence.