

# Guardian i<sup>3</sup> Global REIT ETF

TSX: GIGR.B

May 31, 2022

## Dream bigger with investment solutions for wealth creation.

Our goal is to empower you with investment solutions designed to accumulate wealth and help achieve financial prosperity. Wherever you are in the accumulation phase of your investment journey, we aim to help you achieve your dreams now, five years from now, or looking towards the longer term.

Guardian Create™ solutions offer a range of investment solutions that seek to provide risk adjusted returns to support accelerating growth and earning income.

## INVESTMENT MANAGERS



**Sri Iyer**  
MBA  
Managing Director  
Guardian Capital LP



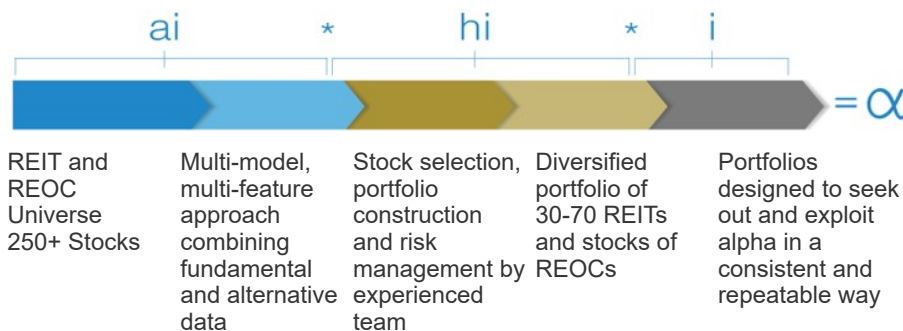
**Fiona Wilson**  
CFA, MBA  
Senior Portfolio Manager  
Guardian Capital LP

## Fund Objective

The fund seeks to provide exposure to the global real estate market by investing in a diversified portfolio of publicly traded real estate investment trusts (“REITs”) and common stock of real estate operating corporations (“REOCs”).

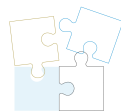
## INVESTMENT PROCESS

Adding value through a fusion of Artificial Intelligence (ai), Human Intelligence (hi) and Innovation (i).



## YOUR INVESTMENT OUTCOME

Guardian i<sup>3</sup> Global REIT ETF seeks to invest in high quality real estate companies with lower correlation to traditional markets and sustainable dividend yields.



### Diversification

Added geographies and asset classes help to improve portfolio diversification while maintaining defensiveness.



### Alpha Generation

Uses big data and machine learning to aid in the prediction of sustainable earnings growth.



### Quality & Growth

Increases exposure to factors that have driven superior risk-adjusted returns over the last 30 years.\*

\*MSCI Style Indices used for “Quality”, “Growth” and “Value” while S&P500 High Dividend Index is used for “High Dividend”. Last 30 Years based on monthly data for the period ended April 30, 2020. Source: Bloomberg, Guardian Capital

## Fund Information

### Guardian i<sup>3</sup> Global REIT ETF

TSX: GIGR.B (Unhedged)  
 Asset Class: Real Estate Equity  
 Management Fee<sup>2</sup>: 0.70%  
 MER<sup>4</sup>: 0.88%

Strategy: Accumulation  
 Currency: CAD  
 Risk Rating<sup>1</sup>: Medium  
 Inception Date<sup>3</sup>: 08/10/2020  
 Distribution Frequency: Quarterly

NAV per Unit: \$19.71  
 Total Fund AUM: \$6,628,122.00  
 Benchmark: FTSE EPRA/NAREIT Developed Index (Net C\$)

### RISK CHARACTERISTICS<sup>5</sup>

	ETF
Standard Deviation	15.58
Sharpe Ratio	0.12
Sortino Ratio	0.18
Information Ratio	-0.42
Distribution Yield (TTM)	1.21
Upside Capture	78.09
Downside Capture	89.27
Beta	0.80

Trailing 1-year as of May 31, 2022.

### MORNINGSTAR RATINGS<sup>8</sup>

Morningstar® Sustainability Rating™



% rank in global category 48

Source: Morningstar® Essentials™. Sustainability Score and Sustainability Rating as of April 30, 2022. Sustainalytics provides company level analysis used in the calculation of Morningstar's Sustainability Score.

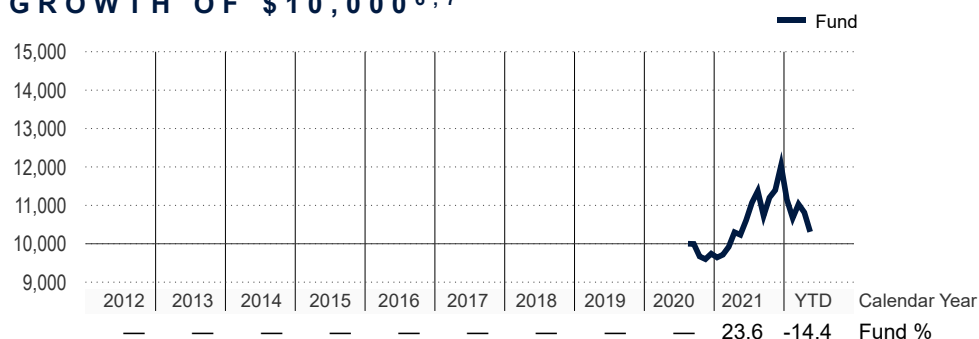
### TOP HOLDINGS

American Tower Corp	4.5%
Crown Castle International Corp	4.2%
SBA Communications Corp	4.0%
Medical Properties Trust Inc	3.8%
Digital Realty Trust Inc	3.5%
EPR Properties	3.2%
Healthcare Realty Trust Inc	3.1%
Prologis Inc	3.0%
Realty Income Corp	2.7%
Mid-America Apartment Communities Inc	2.6%


### FUND PERFORMANCE %<sup>6</sup>

	1 Mth	3 Mth	6 Mth	YTD	1 Yr	3 Yr	5 Yr	10 Yr	SI
Fund	-4.7	-3.4	-9.5	-14.4	0.8	—	—	—	0.2


### GROWTH OF \$10,000<sup>6,7</sup>



### SECTOR ALLOCATION<sup>9</sup>



### GEOGRAPHIC ALLOCATION



Source: Morningstar® Essentials™ as at May 31, 2022.

**FOR MORE INFORMATION:** [guardiancapital.com/investmentsolutions](https://guardiancapital.com/investmentsolutions) | 1.866.383.6546 | [insights@guardiancapital.com](mailto:insights@guardiancapital.com)

Note: This page is not complete without disclaimers on the third page.

1. The Risk Classification of a fund has been determined in accordance with a standardized risk classification methodology in National Instrument 81-102, that is based on the fund's historical volatility as measured by the 10-year standard deviation of the fund's returns. Where a fund has offered securities to the public for less than 10 years, the standardized methodology requires that the standard deviation of a reference mutual fund or index that reasonably approximates the fund's standard deviation be used to determine the fund's risk rating. Please note that historical performance may not be indicative of future returns and a fund's historical volatility may not be indicative of future volatility.
2. The Management Fee is the fee paid to the Fund's Manager for managing the investment portfolio and for the day-to-day operations of the Fund.
3. The Inception Date is the start date of investment performance and may not coincide with the date the fund or series was first offered for sale under a prospectus or its legal date of creation.
4. As of June 2021. Management Expense Ratio ("MER") represents the trailing 12-month management expense ratio, which reflects the cost of running the fund, inclusive of applicable taxes including HST, GST and QST (excluding certain portfolio transaction costs) as a percentage of daily average net asset value the period, including the fund's proportionate share of any underlying fund(s) expenses, if applicable. The MER is reported in the fund's Management Report of Fund Performance ("MRFP").
5. For more information on the financial terms used in this section, please refer to the Glossary of Terms on our website at: <https://www.guardiancapital.com/glossary-of-terms/>.
6. The indicated rates of return in the charts above are used only to illustrate the effects of the compound growth rate and are not intended to reflect the future value of the fund or returns on investment in the fund.
7. The Growth of \$10,000 chart shows the final value of a hypothetical \$10,000 investment in securities of this series of the fund as at the end of the investment period indicated and is not intended to reflect future values or returns on investment in such securities.
8. The Morningstar® Sustainability Rating™ is intended to measure how well the issuing companies of the securities within a fund's portfolio are managing their environmental, social, and governance ("ESG") risks and opportunities relative to the fund's Morningstar category peers, and is updated monthly. A Sustainability Rating is assigned to any fund that has more than half of its underlying assets rated by Sustainalytics and is within a Morningstar Category with at least 10 scored funds; therefore, the rating it is not limited to funds with explicit sustainable or responsible investment mandates. Please refer to <http://corporate1.morningstar.com/SustainableInvesting/> for more detailed information about the Morningstar Sustainability Rating and its calculation. Sustainalytics is an ESG and corporate governance research, ratings, and analysis company affiliated with Morningstar, Inc.
9. Sector categories are based on the Global Industry Classification Standard ("GICS"). The percentage weights exclude cash.

**FOR MORE INFORMATION: [guardiancapital.com/investmentsolutions](https://guardiancapital.com/investmentsolutions) | 1.866.383.6546 | [insights@guardiancapital.com](mailto:insights@guardiancapital.com)**

Please read the prospectus before investing. Important information about the Guardian Capital exchange traded fund ("ETF") is contained in its prospectus. Commissions, management fees and expenses all may be associated with investments in ETFs. You will usually pay brokerage fees to your dealer if you purchase or sell units of an ETF on the Toronto Stock Exchange ("TSX"). If the units are purchased or sold on the TSX, investors may pay more than the current net asset value when buying units of the ETF and may receive less than the current net asset value when selling them. The indicated rate(s) of return is/are the historical annual compounded total return(s) including changes in unit value and reinvestment of all distributions and does/do not take into account sales, redemption, distribution or optional charges or income taxes payable by any securityholder that would have reduced returns. Performance is calculated net of fees. ETFs are not guaranteed, their values change frequently and past performance may not be repeated.

This document is intended as a general source of information. It is not intended to provide specific individual advice including, without limitation, investment, financial, legal, accounting or tax, and should not be relied upon in that regard. Individuals should seek the advice of professionals, as appropriate, regarding any particular investment. Every effort has been made to ensure that the information contained in this document is accurate at the time of publication, but is subject to change at any time, without notice, and Guardian Capital LP is under no obligation to update the information contained herein. Certain information contained in this document has been obtained from external sources which Guardian believes to be reliable, however we cannot guarantee its accuracy.

© 2021 Morningstar. All Rights Reserved. The information contained herein: (1) is proprietary to Morningstar and/or its content providers; (2) may not be copied or distributed; and (3) is not warranted to be accurate, complete or timely. Neither Morningstar nor its content providers are responsible for any damages or losses arising from any use of this information. Past performance is no guarantee of future results.

Guardian Capital LP is the Manager of the Guardian ETFs and is a wholly-owned subsidiary of Guardian Capital Group Limited, a publicly traded firm, the shares of which are listed on the Toronto Stock Exchange. For further information on Guardian Capital LP and its affiliates, please visit <https://www.guardiancapital.com/>.

Published June 13, 2022.