

# Guardian Directed Equity Path ETF

TSX: GDEP.B

October 31, 2021

**Live life to the fullest with investment solutions designed for wealth preservation and income generation.**

Investors are finding it increasingly difficult to meet their income and total return needs from the use of traditional investments and asset allocation practices. As average lifespans increase, susceptibility to drawdown risk and gaps between savings and life expectancy create an acute problem. The generation of income and preservation of capital in all types of markets becomes crucial.

**Guardian Prosper™** solutions are specifically tailored for the decumulation phase of the retirement savings lifecycle, which requires a focus on wealth preservation and income generation.

## INVESTMENT MANAGERS



**Denis Larose**  
CFA, FCIA, FSA  
Chief Investment Officer  
Guardian Capital LP

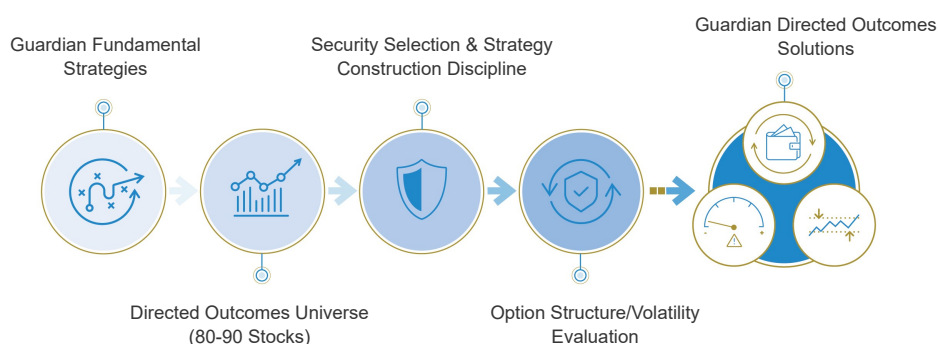


**Dino Bourdos**  
CFA  
Head of Investment Solutions  
Guardian Capital LP

## Fund Objective

The fund seeks to preserve the value of its investments and provide long-term capital appreciation with reduced portfolio volatility, by investing, directly and indirectly, primarily in global equity securities of high quality companies.

## INVESTMENT PROCESS



## YOUR INVESTMENT OUTCOME

The product of our process is a strategy with a high distribution yield and lower downside risk, which most importantly, seeks to assist investors in achieving their retirement goals.



4%\* targeted distribution yields provide tax-efficient† income alternatives for investors.



Downside protection through option strategy utilization



Lower volatility to create an 'all-weather' strategy

\*As disclosed in the ETF's prospectus, the ETF intends to make monthly cash distributions based on a targeted annualized monthly distribution of 4% of the NAV per Unit at the end of the prior year. Distributions may consist of net income, dividends, net realized capital gains, and may also include return of capital. †Distributions are expected to be primarily capital gains generated from option premiums and securities transactions.

## Fund Information

### Guardian Directed Equity Path ETF

TSX: GDEP.B (Unhedged)  
 Asset Class: Global Equity  
 Management Fee<sup>2</sup>: 0.85%  
 MER<sup>4</sup>: 1.05%

Strategy: Decumulation  
 Currency: CAD  
 Risk Rating<sup>1</sup>: Low to Medium  
 Inception Date<sup>3</sup>: 08/10/2020  
 Distribution Frequency: Monthly

NAV per Unit: \$19.86  
 Total Fund AUM: \$40,382,867.00  
 Benchmark: 40% FTSE Canada Universe Bond Index, 60% MSCI World Index (Net, C\$)

### RISK CHARACTERISTICS<sup>5</sup>

	ETF
Standard Deviation	6.53
Sharpe Ratio	0.90
Sortino Ratio	1.80
Information Ratio	-2.27
Dividend Yield	3.96
Upside Capture	36.10
Downside Capture	116.98
Beta	0.26

Trailing 1-year as of October 31, 2021.

### MORNINGSTAR RATINGS<sup>8</sup>

Morningstar® Sustainability Rating™



% rank in global category 10

Source: Morningstar® Essentials™. Sustainability Score and Sustainability Rating as of August 31, 2021. Sustainalytics provides company level analysis used in the calculation of Morningstar's Sustainability Score.

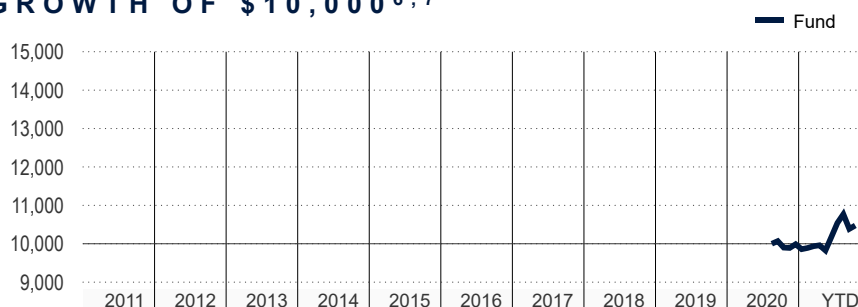
### TOP HOLDINGS

Alphabet Inc Class A	7.3%
Microsoft Corp	6.3%
UnitedHealth Group Inc	5.9%
Novo Nordisk A/S Class B	5.8%
Meta Platforms Inc Class A	5.0%
Essilorluxottica	4.6%
CME Group Inc Class A	4.3%
Nike Inc Class B	4.2%
The Home Depot Inc	4.1%
Apple Inc	4.1%


### FUND PERFORMANCE %<sup>6</sup>

	1 Mth	3 Mth	6 Mth	YTD	1 Yr	3 Yr	5 Yr	10 Yr	SI
Fund	0.9	-0.6	5.2	4.9	5.8	—	—	—	3.5


### GROWTH OF \$10,000<sup>6,7</sup>



### SECTOR ALLOCATION<sup>9</sup>



### GEOGRAPHIC ALLOCATION



Source: Morningstar® Essentials™ as at October 31, 2021.

**FOR MORE INFORMATION:** [guardiancapital.com/investmentsolutions](http://guardiancapital.com/investmentsolutions) | 1.866.383.6546 | [insights@guardiancapital.com](mailto:insights@guardiancapital.com)

Note: This page is not complete without disclaimers on the third page.

1. The Risk Classification of a fund has been determined in accordance with a standardized risk classification methodology in National Instrument 81-102, that is based on the fund's historical volatility as measured by the 10-year standard deviation of the fund's returns. Where a fund has offered securities to the public for less than 10 years, the standardized methodology requires that the standard deviation of a reference mutual fund or index that reasonably approximates the fund's standard deviation be used to determine the fund's risk rating. Please note that historical performance may not be indicative of future returns and a fund's historical volatility may not be indicative of future volatility.
2. The Management Fee is the fee paid to the Fund's Manager for managing the investment portfolio and for the day-to-day operations of the Fund.
3. The Inception Date is the start date of investment performance and may not coincide with the date the fund or series was first offered for sale under a prospectus or its legal date of creation.
4. As of June 2021. Management Expense Ratio ("MER") represents the trailing 12-month management expense ratio, which reflects the cost of running the fund, inclusive of applicable taxes including HST, GST and QST (excluding certain portfolio transaction costs) as a percentage of daily average net asset value the period, including the fund's proportionate share of any underlying fund(s) expenses, if applicable. The MER is reported in the fund's Management Report of Fund Performance ("MRFP").
5. For more information on the financial terms used in this section, please refer to the Glossary of Terms on our website at: <https://www.guardiancapital.com/glossary-of-terms/>.
6. The indicated rates of return in the charts above are used only to illustrate the effects of the compound growth rate and are not intended to reflect the future value of the fund or returns on investment in the fund.
7. The Growth of \$10,000 chart shows the final value of a hypothetical \$10,000 investment in securities of this series of the fund as at the end of the investment period indicated and is not intended to reflect future values or returns on investment in such securities.
8. The Morningstar® Sustainability Rating™ is intended to measure how well the issuing companies of the securities within a fund's portfolio are managing their environmental, social, and governance ("ESG") risks and opportunities relative to the fund's Morningstar category peers, and is updated monthly. A Sustainability Rating is assigned to any fund that has more than half of its underlying assets rated by Sustainalytics and is within a Morningstar Category with at least 10 scored funds; therefore, the rating it is not limited to funds with explicit sustainable or responsible investment mandates. Please refer to <http://corporate1.morningstar.com/SustainableInvesting/> for more detailed information about the Morningstar Sustainability Rating and its calculation. Sustainalytics is an ESG and corporate governance research, ratings, and analysis company affiliated with Morningstar, Inc.
9. Sector categories are based on the Global Industry Classification Standard ("GICS"). The percentage weights exclude cash.

**FOR MORE INFORMATION: [guardiancapital.com/investmentsolutions](https://guardiancapital.com/investmentsolutions) | 1.866.383.6546 | [insights@guardiancapital.com](mailto:insights@guardiancapital.com)**

Please read the prospectus before investing. Important information about the Guardian Capital exchange traded fund ("ETF") is contained in its prospectus. Commissions, management fees and expenses all may be associated with investments in ETFs. You will usually pay brokerage fees to your dealer if you purchase or sell units of an ETF on the Toronto Stock Exchange ("TSX"). If the units are purchased or sold on the TSX, investors may pay more than the current net asset value when buying units of the ETF and may receive less than the current net asset value when selling them. The indicated rate(s) of return is/are the historical annual compounded total return(s) including changes in unit value and reinvestment of all distributions and does/do not take into account sales, redemption, distribution or optional charges or income taxes payable by any securityholder that would have reduced returns. Performance is calculated net of fees. ETFs are not guaranteed, their values change frequently and past performance may not be repeated.

This document is intended as a general source of information. It is not intended to provide specific individual advice including, without limitation, investment, financial, legal, accounting or tax, and should not be relied upon in that regard. Individuals should seek the advice of professionals, as appropriate, regarding any particular investment. Every effort has been made to ensure that the information contained in this document is accurate at the time of publication, but is subject to change at any time, without notice, and Guardian Capital LP is under no obligation to update the information contained herein. Certain information contained in this document has been obtained from external sources which Guardian believes to be reliable, however we cannot guarantee its accuracy.

© 2021 Morningstar. All Rights Reserved. The information contained herein: (1) is proprietary to Morningstar and/or its content providers; (2) may not be copied or distributed; and (3) is not warranted to be accurate, complete or timely. Neither Morningstar nor its content providers are responsible for any damages or losses arising from any use of this information. Past performance is no guarantee of future results.

Guardian Capital LP is the Manager of the Guardian ETFs and is a wholly-owned subsidiary of Guardian Capital Group Limited, a publicly traded firm, the shares of which are listed on the Toronto Stock Exchange. For further information on Guardian Capital LP and its affiliates, please visit <https://www.guardiancapital.com/>.

Published November 10, 2021.